

Orange County Model A Ford Club




Volume 57, Issue 5

May, 2017

Editor Tissy Smith-Hatcher

To those of you who were unable to attend the Pancake Breakfast Appreciation Pizza Party, thank you for giving your most valuable asset—time. We couldn't put this event on without you.



Inside this issue:

President's Message/ Sunshine & Sorrow	2
Tours & Activities/ Calendar/Swap Meets	3
New Members & Changes	4
Board Member Contact Info General Meeting Minutes	5
Imaginology A Suc- cess/For Sale	7
Head Gasket Replace- ment Seminar Report	8
A Breakfast and a Driving Tour	9
Upcoming Seminar and Tours	11

Companies and People who Donated to the Success of our 2017 Pancake Breakfast

AAA	Katella Grill
American Tire Depot	Keno's
Anaheim Hills Car Wash	Kredit, Norm
Aries Limited	Lucas Tires
Auto Zone	Marie Calendar's-Katella
Bert's Model A Center	Marin, Leo & Donna
Blue Agave Restaurant	McCall, Dale & Kathie
Bob Daniels	Michell Mfg
Bratton's	Model A Times
Chambers, Gary & Marilyn	Mothers
Chick-Fil-A	Nichols, Jim & Joanne
Citrus Café	O'Brien, Cathy
Custom Auto Sound	Orange City Corvettes
CW Moss	Orange City Powder Coat
Dormeyer, Don	O'Reilly's Auto Parts
Early Ford Parts	Pep Boys
Eckler Corvette	Persons, Jim
Flappy Jacks	Plotkin, Sheila
Flat Head Ted Brake	Ratzlaff, Don & Carolyn
Ford of Orange	Ratzlaff, Wade
Foster, Chris	Reese, Frank
FS Ignitions	Runyon, Jim & Dianne
Gaslight Auto Parts	Smith & Jones Antique Auto Parts
Gastank Neck Extensions	Snyder's
Geisen, Don	Sullivan's Garage
Goff, Joe & Esther	Tom's Radiator
Gross, Randy	Toyota of Orange
H&H Antique Ford	Tulsa Ribs
Hall, Rick	Villa Ford
Harbor Freight	Wal-Mart
Hawkins, Bob & Marilyn	Witz, Greg
Home Depot	Yorba County Car Wash
In-N-Out	Zito's Pizza
J.C.	And Many Others Who Donated at the Pancake Breakfast

TO THOSE WHO DONATED AND ARE NOT INCLUDED ON THIS LIST,
OUR SINCERE APOLOGIES. PLEASE COME TO OUR GENERAL MEETING
AND ALLOW US TO ACKNOWLEDGE YOUR CONTRIBUTIONS.

Thank You

President's Message

Another month has slipped away. They go rather fast when you're busy and having fun. Thanks again to Frank Reese and all the members who worked so hard on the Pancake Breakfast. You all did an amazing job.

Dale McCall hosted a seminar on how to remove a hood by yourself, the safe way without damaging it or yourself. We also removed the head and gasket. The seminar was well attended with 20 guys and 7 Model A's. Nice job Dale!

April 21, 22 and 23 was the Orange County Fair Imaginology. We had six Model-A's in all (two each day). Colleen Schmidt attended all three days. I think she heard enough ahooga horns to last her a long time. Everyone loved the cars, especially the kids.

A big thank you to Frank Reese for the Pancake Breakfast Appreciation Pizza Party. The weather is perfect for driving our Model A's and I can't think of a better way to end the month than a tour to Mt. Baldy, led by Don Ratzlaff.

See you at the 1st Saturday B.S. Breakfast and the next meeting. Don't forget you are always welcome at the Board Meetings.

Be safe.

Jim



Jim Runyon, President

MODEL A
Roster Raffle
CURRENT JACKPOT 10 DOLLARS

If the roster jackpot grows to \$100, and the name pulled is not at the meeting, a second name will be pulled; should it get to \$200, up to 4 names may be called each month until a winner is in attendance.

SUNSHINE & SORROW

By Pam Heiland



April has been a rather busy month. A get well card was sent to Don Ratzlaff after he tried to kill himself tripping over a battery on a garage floor. Some of you may have seen his beautiful purple color at the club meeting.

Sadly, a sympathy card was sent to Janice Weaver and family on the passing of her father. We will certainly miss Janice and Tom as they move to Arkansas and we wish them all the best.

A get well card was also sent to Tissy Hatcher, our wonderful and awesome newsletter editor. She has been fighting a bug for several days.

*"Blessed is the person who is too busy to worry in the daytime
and too sleepy to worry at night."*

Leo Aikman

Upcoming Tours and Activities Calendar



May 6 (Sat) First Saturday Breakfast BS Session ~ 8AM at The Katella Grill, 1325 W Katella Ave, Orange



May 7 (Sun) Muzeo Museum tour at 3pm featuring Downton Abbey display, 241 S Anaheim Blvd., Anaheim, 714-956-8936. Tour starts promptly at 3pm. See additional details on Page 10. Contact Tissy Smith (Hatcher) with any questions 714-546-8554.



May 11 (Thu) General Meeting will be at 7:30PM. Guests are always welcome. Board meeting at 6PM



May 13 (Sat) Technical Seminar on brake floaters at 9:30am at Frank Reese's home, 19931 Glenhaven Dr, Yorba Linda, 92886,

714-348-2507

May 16-20 NCRG Hub Tour, Lodi, CA hosted by Tokay A's Chairman: Gary Floyd Phone: 209-969-1799



May 20 (Sat) California Citrus Historic Park tour. See tour details on Page 10. Contact Rick Hall, 714-282-0499



May 25 (Thu) Fourth Thursday Breakfast 8:30AM at Polly's Pies, 2660 N Main St, Santa Ana, 92705, 714-547-9681. For info contact Terry Collings at 714-970-7194

May 27 (Sat) Pomona Annual Hubley Derby. Lunch \$5.



Jun 3 (Sat) First Saturday Breakfast BS Session ~ 8AM at The Katella Grill, 1325 W Katella Ave, Orange



meeting at 6PM



lings at 714-970-7194

Jun 22-24 Northwest Regional Meet, Coos Bay, in Sparks, NV, www.ncrgmafca.com

Jun 24-28, 2018 MAFCA's National Convention

Jun 25 (Sun) Henry Ford Picnic, Santa Fe Springs, 10am-3pm, \$12/ per person

Jul 14-16 Harbor Club's "Solvang Drive 'N Dine". More info to come.



Oct 1-6 MAFCA National Tour in Paso Robles (Paso Robles to San Francisco)

Swap Meets/Car Shows

May 5-6 Edelbrock Car Show, Vic's Garage, 510 Madrid Ave, Torrance, 90501 8a-4p.

May 7 (Sun) 16th Annual Pomona Catholic School Boosters' Car Show & Craft Fair, 533 W Holt Ave, Pomona, 91768, 9am-2:30pm, free admission

May 13 (Sat) Antique Nationals at Auto Club Dragway, Fontana, CA Admission: Adults \$20. Gates open at 8am

May 14 (Sun) Long Beach Hi Performance Swap Meet & Car Show, Veterans Stadium, 5000 Lew Davis St., Long Beach, 6am-1pm

May 20 (Sat) Brea Centennial Picnic Car Show, Brea Sports Park, 3333 E Birch St, Brea, 11am-3pm, Contact Ron Olsen 714-330-3565

Jun 3 (Sat) HB Concours Rod & Custom Show, Huntington Beach Central Park, 7111 Talbert, Huntington Beach, 9am-2pm

Jun 4 (Sun) Pomona Swap Meet & Classic Car Show, 5AM-2PM, Pomona Fairplex, Fairplex Drive and McKinley Ave, Pomona 91768 Enter at Gate 17.

Jun 9-10 Model T Club Swap Meet, Western Little League Headquarters, San Bernardino. Friday noon-dusk; Saturday 6am-3pm

Jun 11 (Sun) Long Beach Hi Performance Swap Meet & Car Show, Veterans Stadium, 5000 Lew Davis St., Long Beach, 6am-1pm

Wish you had more of a chance to talk/socialize and get to know other club members better? Join us at Polly's Pies just prior to the monthly General Meeting. People start trailing in any time after 5pm.

(Polly's is located at 2660 N Main St, Santa Ana)




Join us for good food
and company

Fourth Thursday
Breakfast Bunch

May 25th 8:30 am

Polly's Pies
2660 N Main St
Santa Ana 92705
714-547-9681

Info: Terry Collings
714-970-7194



Talk to the "A TEAM"
Need Help? Willing to Help?



Schaeffer, Rick, P.O. Box 188, Silverado, CA 92676, Hm: 714-649-0638;

Cell: 714-709-604; Email: None; 1929 Sedan Delivery; 1929 Roadster; Joined: 2017

Vaughn, Howard & Elaine, 1458 W James Way, Anaheim, CA 92801-4714;

Cell: 714-206-4655; Email: vaughn152@yahoo.com; 1929 Town Sedan 4-door;
Joined: 2017

2017 BOARD MEMBERS

President – Jim Runyon
714-527-1829/jamesfrunyon@aol.com
VP/Activities – Frank Reese
714-970-6262/Rftrust34@yahoo.com
Secretary – Norm Kredit
714-635-3335/leorakredit@yahoo.com
Treasurer – Marilyn Singer Hawkins
714-730-4026/jmsinger@pacbell.net
Technical – Ken Blankshain
714-392-1438/ken.blankshain@gmail.com
Editor – Tissy Smith-Hatcher
714-546-8554/tismith@cookseylaw.com
Immediate Past President – Don Ratzlaff
714-529-5062/wadedon@pacbell.net


COMMITTEES

ACCC Representative – David Knapp
(949) 243-5210/dknapp@dslextreame.com
Breakfast Committee – Terry Collings
714-970-7194/mtcollings@sbcglobal.net
Club Greeter – Doris Marshall
310-378-5061/dandd51@gmail.com
Election Chairperson – Joe Goff
949-768-4627/joe@abt-tax.com
Historian & Librarian – Steve Pavich
714-963-2633/spavich@socal.rr.com
Membership Chairperson – Scott Limbrock
948-981-8776/sbk@cox.net
Merchandise Director – Cathy O'Brien
714-777-0771/ylgsrden@aol.com
Pancake Breakfast Setup & Coordination –
Frank Reese, 714-970-6262/Rftrust34@
yahoo.com and Don Ratzlaff, 714-529-
5062/wadedon@pacbell.net
Raffle – Ed Cote
714-542-6161/patricia.cote@att.net
Refreshments – Carolyn Ratzlaff
714-529-5062, dcratzy@gmail.com and
Dianne Runyon 714-390-1528/
jamesfrunyon@aol.com
Regional Representative, SCRG -
Carolyn Ratzlaff, 714-529-5062,
dcratzy@gmail.com
Sunshine & Sorrow – Pam Heiland
714-417-3111/colapam@sbcglobal.net
Web Master – Chris Enright

Please Note: Some information contained in our newsletter has been reprinted from other newsletters; we thank and acknowledge them.

General Meeting Minutes

OCMAFC General Meeting
Thursday, April 13, 2017
Wade Education Center at CHOC
45 in attendance; 4 Model A's



The meeting began at 7:35 pm with the flag salute.

President Jim Runyon introduced visitors including Gene Robinson, OCMAFC past president in 1965 who went on to serve as MAFCA President 1968. Also Rick Schaffer and Howard. All three joined tonight. Minutes from April as printed in newsletter were approved without comment.

Finances: Treasurer Marilyn Hawkins reviewed the bank balances and report of pancake breakfast preliminary expenses and income. Current paid membership is 156. Deadline has passed for inclusion in the new roster. Thank you notes were read from the Cimarusti family and Ronald McDonald House.

Minutes from the Board Meeting and complete financial records are available to members.

Activities: VP Frank Reese announced a pizza party for 4/25 at Zito's for all who worked hard to make the pancake breakfast a success. Team leaders were recognized by name.

Approximately 1400 breakfasts were served and 247 Model A's were down in the parking area, along with other classic cars, a Model T club, and a group of antique bicyclists.

Tours and Events: City of Brea is hosting their 100th Anniversary celebration and is asking for open cars to transport dignitaries; however, there is a conflict club sponsored tour on same date. Individuals can contact Frank if available on that date. Other events are listed on the calendar page of newsletter. Rick Hall provided details for the 5/20 tour to Riverside Citrus State Park.

Technical: Ken Blankshain announced seminars on 4/22 and 5/13. Details on calendar page.

Imaginology Youth Event: Weekend of 4/21-23 at OC Fairgrounds.

Sunshine/Sorrow: Pam Heiland has been ill herself. Flowers were sent to the memorial service for Esther Goff. Ed Cote is recovering from knee surgery. Don Ratzlaff displayed some impressive upper body bruising from a fall while working on a Model A. Be careful out there people!

4th Thursday Breakfast: Wings Café @ Fullerton Airport followed by a tour and lunch to Mt. Baldy. 2 foodie events on the same day.

Model A Driver \$ Award went to Darwin Kibby.

Name Badge \$ Drawing: Bill Hatcher.

Hard Luck Trophy: Jim Persons shattered a window at last month's seminar; however, Bev Marsh had quite a story involving a flat tire just prior to tonight's meeting and since she was bringing the refreshments we were all thankful she arrived just in time thanks to good Samaritans, she went home with the coveted trophy...even though it wasn't (Continued on Page 10)



*Pancake Breakfast
Appreciation
Pizza Party*

Photos by Steve Parich



Imaginology A Success



It was a slow start trying to get cars scheduled and volunteers to help man our booth for the three-day event; but we did it. Friday is usually the busiest day with school children arriving by bus loads, but with faithful members like Frank Mowrer and Don and Carolyn Ratzlaff bringing their cars, the four of us were able to make it through the day.

On Saturday, Red Sickman and Gary Chambers are two more "old faithfuls" who drove their cars. Sheila Plotkin and Karen Gaynor came to help man the booth until 1:00, with Marilyn Chambers and Bob DeBerry filling in the 2nd half of the day. Bob is a fairly new member and hasn't been to any of the meetings yet, but has helped out at the Pancake Breakfast. He confesses he doesn't know a lot about Model A's. How about some of you fellows giving him a call inviting him to one of our technical seminars or BS Breakfast? He is listed in the Roster.

Sunday, Joe Goff was there with his Phaeton. I had two cars scheduled for each day, however Frank Reese was forced to cancel because of a family event, but was able to help out for half the day, along with Richard Bolls.



It turned out to be a lucky day though; at the last minute, Jim Runyon phoned and said his work schedule had changed and he and Dianne would be able to bring their pickup. Bruce and Becky MacIntosh were also there for the full day, bringing the weekend to a successful close. Many thanks to each and every one of them.

[Photos by Bruce MacIntosh]



By Colleen Schmidt



WANTED: Ford Model A keys. I have 7 door handles and need keys for each of them. I would like to buy them, trade or if I can make a copy, that would be great. I have one late 1941 handle, no number and no key. The numbers I need are: A1083, A1097, A1117, A1122, A1125, A1190, A1293. Contact Joe Recker, 714-639-6972 or



FOR SALE: 1931 Model A Deluxe Roadster with overdrive. Asking \$21,000 or OBO. Located in Fullerton, CA. Email: hoonsbeen@gmail.com Cell Phone: 714-519-8260



Head Gasket Replacement Seminar Report

**By: Ken Blankshain
Technical Director**

On Saturday April 22nd, we held a "Head Gasket Replacement Seminar" at Dale McCall's house.

Dale decided to replace the head gasket because there appeared to be water in the oil and seepage around the head gasket. We had some difficulty removing the head after removing the head nuts. Once the head was removed, there was no clear problem identified. It was decided that the head should be examined for flatness and possibly milled. After this has been done, we look forward to the "Part B" of this seminar, to put the head back, and seeing Dale's technique for single-handedly installing the hood. There was some discussion about what gasket should be used and what was the up/down side of the gasket. I have included a few related posts from the "Tech Q&A - Engine Block and Head" section of the MAFCA website (https://mafca.com/tqa_e_block.html):

HEAD GASKET REPLACEMENT

Question: I'm getting ready to install a new Felpro 7013 Rev 3 head gasket in my Model A with a Brumfield 5.9:1 head. My concern is which side way is up. Some say to put the writing side up; some say to put the combustion chamber "hem" of the gasket up. But on the FelPro 7310, the "hem" is on one side and the writing is on the other. I looked in Les Andrews' Mechanics Handbook and it's not real clear there, either. It would have been so easy for Felpro to stamp THIS SIDE UP on the gasket somewhere!! - Rick Black Medford Oregon

Answer: I feel your pain! I have been in the same position myself. Here's what Larry wrote a few years ago: "The gasket side will work either way, that is crimp side up or down. Now after a gazillion miles, vibration movement will wear an impression of the gasket in the surface it's against. The crimp side is not as smooth as the other side, so some people prefer to put the crimp side up toward the head so the imprint will wear in the head and not the block. The head is easier to re-surface. Now some will say that the smooth side does not wear, but that's not true. Both sides wear. It's just the crimp side wears more and faster."

Hope that helps.

-- Jim Cannon MAFCA 2014 Technical Director - posted 06/23/14

REMOVING HEAD

Question: I removed the distributor and the water pump and all the nuts and bolts on the head. I then soaked everything for a few days with WD 40. I took a soft mallet and went around the head tapping trying to loosen the head. It seems to me that the front of the head is coming loose, but the back likes its home and wants to stay. Can you give me a way to remove the head without taking the engine apart from the bottom??

Answer: Sometimes they can be rather stubborn. The important thing is to have patience. You did the right thing with WD40. Continue to do that around the studs. This might take 4 or 5 days of soaking. Water sometimes works its way up around the studs and rust forms around the hole in the head. So the head is rusted to the stud.

CAUTION--CAUTION. Do not ever try to pry anything between the head and the block on either side. You will surely crack the head. If it appears that the head is lifting at the front it is OK to use a chisel at the front edge and do a little prying (carefully). If you can not get the head to move then the safest thing to do is to double nut the studs (may have to grind one nut thin to get two nuts on the stud). Tighten the bottom nut against the top nut to lock it and then turn the top nut to unscrew the stud. Try to remove all studs. Don't worry about damaging a stud. They should all be replaced anyway and are inexpensive. Head lifts off easy with studs removed. If double nutting does not work of you strip the threads, get a stud remover from your automotive parts house. It clamps to the stud so it can be screwed out.

-- Les Andrews, 1998 Technical Director

REMOVING STUDS

Question: I have a 1930 coupe that I'm in the process of trying to remove the head to replace my head gasket. My problem is that the stud that goes thru the gooseneck thru the head is not being too friendly. I have the gooseneck off and tried the trick in your book about double nutting the stud to remove it. It worked for one, but when I tried it on this one the threads on the bottom nut stripped out. I then added (Cont'd on Page 10)

A Breakfast and a Driving Tour

By: Don Ratzlaff



Okay, so Thursday, 4/27, was the day scheduled for the 4th Thursday breakfast at "Wings" (the Fullerton Airport restaurant) at 8:30am. I thought I would leave home at 7:30am so-as-to arrive early and get a good seat. Do you have any idea how much traffic there is on city streets at 7:30am? Well let me tell you, there is a lot, no place for a mature Model A Ford. Anyway, when I got to the airport at 8am there were already several model A's and associated passengers in the parking lot. They must have been teleported in! Well it

turned out that by 8:30am there were 15 model A's and related OCMAFC members present. A few non-model A patrons arrived with the idea of getting a quick cup of coffee and toast before going to work but, found their wishes sadly trashed due to the restaurant being filled to capacity with Model A Club members. Such are the advantages of being retired without responsibilities. After leisurely consuming breakfast and adding social chit-chat we found the clock had arrived at 9:45am and it was time to depart for the scheduled driving tour to the Mount Baldy Lodge. Of course, the idea there was to again set a plate for another meal; the overriding fact being that it must consume a lot of energy to drive/ride in a Model A Ford. With reference to the tour to the Baldy Lodge; a nice, straight forward, route exists but was it chosen? No, instead the route chosen consisted of a multiple switchback, steep grade changing, narrow road




that "would be fun to drive" in a Model A. But, I digress; we left the restaurant in a caravan of 9 model A's and subsequently picked up two additional ones along the way. The "way" being surface streets through Fullerton, Brea, Diamond Bar, Walnut, Covina and ultimately stopping for gas and a comfort-break at Costco in San Dimas. Then it was more surface streets through Glendora. It is to be noted that we traveled for two short blocks on the "Historic US Route 66". Subsequently we arrived on a surface street named "Glendora Mountain Road" and eventually, I could see that switch back road going up, and up. Now begins the process of step-on-the gas, turn the steering wheel, stomp on the clutch pedal, down-shift to second, upshift to third, watch the

temperature gauge and listen to the weird noises coming from under the hood, all the while hoping there is no on-coming traffic. The process becomes routine as we gain elevation and mountain driving experience. And finally, we crest the ridge and the view from whence we came is fantastic. But wait, what was that noise, sounded like a tea kettle boiling on the stove or perhaps like a Model A Radiator boiling. We added water and allowed the engine to cool before starting the drive along the mountain ridge leading to the Mt. Baldy Lodge. It was a beautiful day, partly cloudy, slight breeze and about 70 degrees; perfect Model A weather! As we drove along the twisty, curvy, road we took note of an occasional clump of purple lupine, and red Indian Paintbrush and also some yellow colored flowers.

Carolyn Ratzlaff provided us with a flower identification list but the tour leader zipped by almost all of them. Wait, no I didn't!

And so, we continued down the road, turning left, turning right, shifting up, down etc. but now things felt different, we were actually going down-hill. Could it be that we were getting close to "journey's end"? Sure enough, we came to a stop sign and a left turn onto "Mt. Baldy Road" and there was the lodge on (Cont'd on Page 10)



(Cont'd from Page 9) the right. There was ample parking in the Church parking lot across the road from the lodge and there we re-assembled as a group. It was now 1:15pm; time for a late lunch? (Of course was!) Lunch was over and it was now 3pm; the service was good, the food was also and, all that remained was to pay and depart, which of course we did. The route home did not involve the route described above but rather the straight, direct, route down on Mt. Baldy Road. Hey, it looked pretty steep; thought about backing down! On



the other hand, it was decided to just keep it in gear and, ride the brakes and hope things should be okay. Did you know brakes fade when they heat up? We learned a lot driving up the mountain but, now we were learning about driving down the mountain, wheeeee!! Well, that was fun and at the bottom, all were accounted for. We now turned south on Mills Avenue. The drive south took us through upscale neighborhoods, past college campuses and into downtown Claremont traffic. As we continued on, we passed by extensive pallet-collection yards, an engine rebuilding business and mul-

multiple egg and dairy businesses. Finally, we turned onto Carbon Canyon Road and experienced more of the "step-on-the gas, turn the steering wheel, stomp on the clutch pedal, down-shift to second, upshift to third" routine. The hillsides were beautifully covered with yellow flowers; picture perfect. The traffic was all north bound and heavy but, we were going south and experienced no traffic concerns. And so, we came to the intersection of Carbon Canyon and Valencia Drive south; here the caravan broke up and participants headed home via their route of choice. It had been a really, really nice day spent with good people. Thank you all for your participation.

And a special thanks to Frank Mowrer for the pictures.



(Cont'd from Page 8) more liquid wrench, waited a couple days and tried again with what room is left on the stud. No luck. The same thing started to happen, so I stopped. Next I went to SEARS and purchased a stud remover and all that did was bugger up the threads. Got any suggestions. I'm stuck.

Answer: I have had the same problem so I know what you are going through. The Sears type stud remover will usually not do the trick for a badly rusted in stud. It will take lots of soaking as you are doing and then a professional type stud remover. This is a heavy duty type that has jaws that clamps the stud. It will usually destroy the threads but studs are cheap and easily replaced. It is common for the goose neck studs to get rusted in because of water leaking in the bottom of the stud hole from inside the block. If it happens to break off, not to worry. Drill it out and insert a helicoil as described in the Mechanics Handbook. Try patience first with the liquid wrench and then get on the stud with a small pipe wrench. You must grip it near the base of the stud. This has worked many times for me.

-- Les Andrews, Technical Director

(Continued from Page 5) in a Model A.

Roster \$ Drawing of \$60.00 went to Frank Mowrer, demonstrating it literally pays to come to the monthly meeting.

Pancake Breakfast Losers Raffle: Conducted by Don Ratzlaff and Frank Reese for those people who purchased raffle tickets but didn't win anything:

T-shirts, gift certificates for oil changes, car washes, and oil went to numerous recipients.

Refreshments were provided by Bev Marsh and Joanie Harris. Thank you.


The meeting was adjourned at 8:45 pm.

Submitted by Kathie McCall (covering for Norm Kredit)

Technical Seminar
Saturday, May 13th 9:30am

BRAKE FLOATERS

Frank Reese's Home
19931 Glenhaven Dr
Yorba Linda, CA 92886
714-348-2507



California Citrus State Historic Park Tour

Saturday, May 20th at 8:30am



We will meet at Panera Bread in the Festival Shopping Center at 8:30 a.m., leaving at 9:00 a.m. This is a new starting location for a tour so make note of the address: 8152 E. Santa Ana Canyon Rd, Anaheim 92808. The center is just west of the Weir Canyon Rd. exit off the 91 Fwy.

This will be a picnic lunch tour, so bring your own lunch. Come early to Panera if you want them to make your lunch. Bring folding chairs, as there may not be enough picnic benches available on a Saturday afternoon.

Our destination address is 9400 Dufferin Ave., Riverside, CA 92504. It's about 1½ miles south of the 91 Fwy on Van Buren Ave. There is a \$4.00 parking fee for seniors.

The route will include 4-6 miles of freeway driving on the 91 Fwy each way, so your Model A must be able to maintain 50 miles per hour for safety.

Overdrive is not required. Moderns are welcome. This will be a fun, interesting and educational tour! We will use a self-guided tour brochure so that you can go at your own pace.



Brings the kids and grandkids.

For questions call Rick Hall at 714-282-0499

Join Us for this fun event on May 7th at 3pm Tour at Muzeo Museum

Dressing Downton highlights fashion from one of the most widely watched television dramas in the world. Follow our favorite characters, both upstairs and down; walk through a costume chronicle of the period that showcases costumes and jewelry.

Members Norm & Lori Kredit have their Model A on display.

Please plan to arrive 15-30 early. Our tour is 45-minutes long.

Museum is located at 241 S. Anaheim Blvd., Anaheim, (714) 956-8936.

Park at 125 W. Center Street Promenade, Anaheim.

Any questions contact Tissy Smith (714) 546-8554.

Adults \$20, Seniors/Students/Military \$15, Children (4-12) \$10

Model A Friends and Supporters of the Museum

We will be ordering bricks at the end of May for installation at the museum before 2017 Model A Day. If you have been thinking about ordering a brick 'In Memory' or 'In Honor' of someone near and dear to you, or if your club/region doesn't have a brick at the museum with its name on it, now would be a great time to do it. Each brick is \$150 and the form can be found at www.maffi.org. Don't forget to send the check and form to our new address.

MAFFI, P O Box 28,

Peotone, IL 60468-0028.

As always, we appreciate your continued support.

Loukie Smith

MAFFI President



ORANGE COUNTY
MODEL A FORD
CLUB

Post Office Box 10595
Santa Ana, CA 92711

E-mail: info@ocmafc.org

Next General Meeting

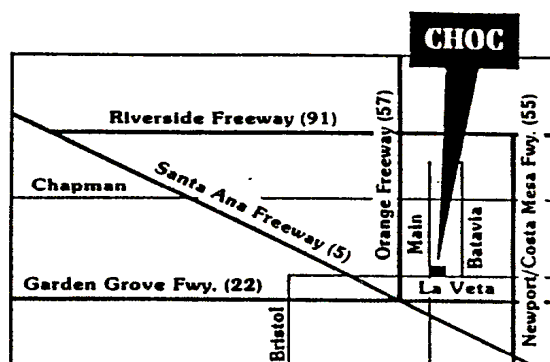
7:30 PM

[Second Thursday of every month]

Next Meeting May 11, 2017

CHOC Hospital Complex

455 South Main Street, Orange, CA



From Main Street, turn east on to Providence Ave. and immediately on your right, enter the structure and park on the second level. Meetings are held in Building 2 in the Wade Education Center-2nd Floor. Access meeting room through the double door entry off the 2nd Floor parking structure



Return Address:
Post Office Box 10595
Santa Ana, CA 92711

We are on the Web!
www.ocmafc.org

To:

First Class Mail

